

# Leveraging MBD, auto-code generation and AUTOSAR to architect and implement an Engine Control Application for series production

Santhosh Jogi, Luigi Milia, Sebastiano Tesio

May 29<sup>th</sup> , 2018

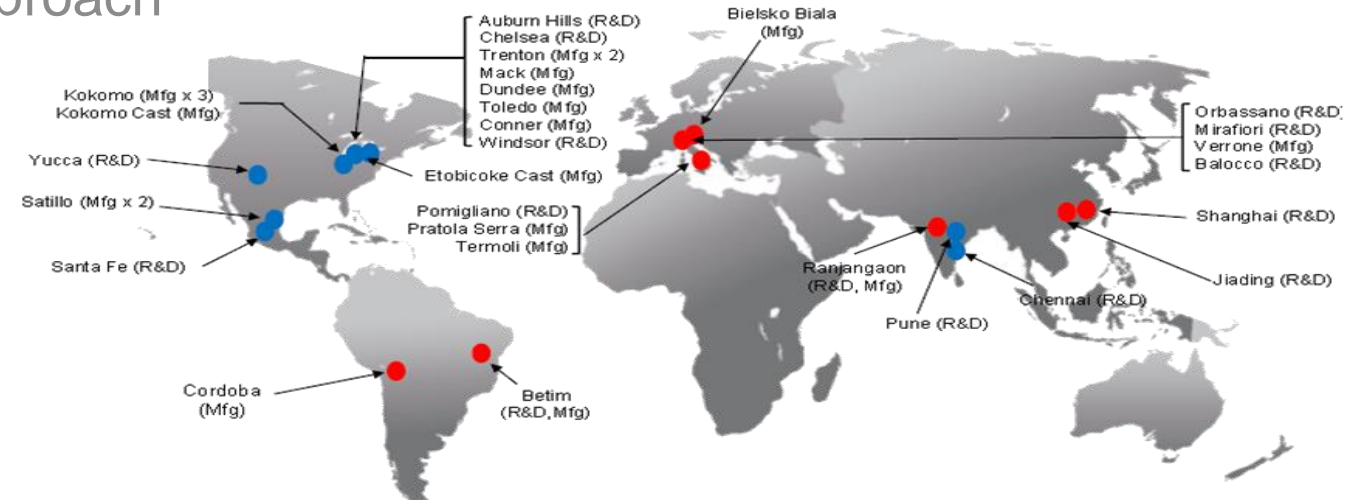


# Index

---

- FCA Global Powertrain Controls
- Development process overview
- Definition of Software Architecture with AUTOSAR
- Model-based design and auto-code generation
- Challenges in R2016a
- Conclusions and next steps

- We're a global team whose mission is to build propulsion Control Systems, leveraging the specific competences in the organization
- We're using common development processes and tools to design, implement and deliver high quality products
- We're building the foundation for next generation of FCA Powertrain Control Systems adopting a modular and scalable approach

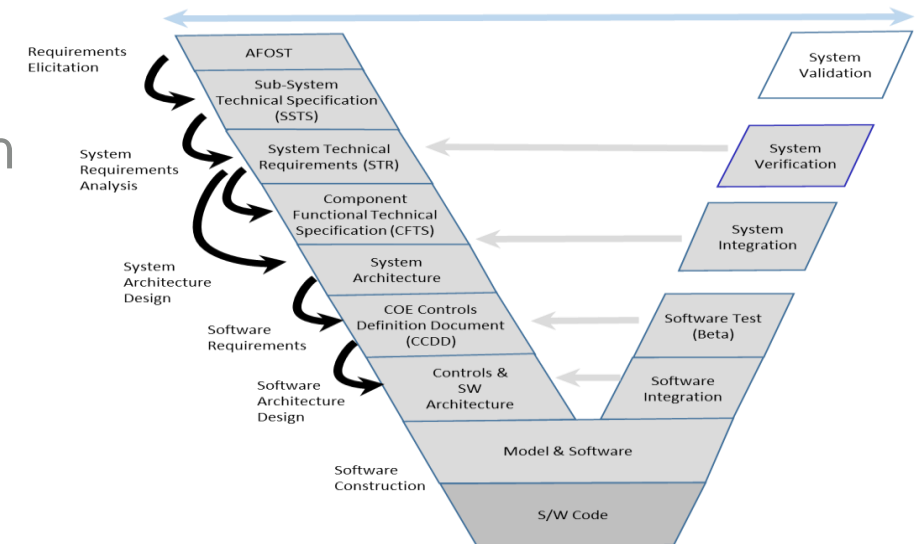


# Index

---

- FCA Global Powertrain Controls
- **Development process overview**
- Definition of Software Architecture with AUTOSAR
- Model-based design and auto-code generation
- Challenges in R2016a
- Conclusions and next steps

- Centers of Excellence ( COEs ) are geographically distributed teams to leverage the key competences in each Region
- More than 200 developers spread among Italy, USA, Brazil, India
- Global governance and a rigorous process have been established, to manage the project plan and deliverables across all the stages
- Software Tools have been adopted to implement process and traceability in the development ( Application Lifecycle Management )



# Development process overview ( 2 / 2 )

Powertrain  
Requirements Collection



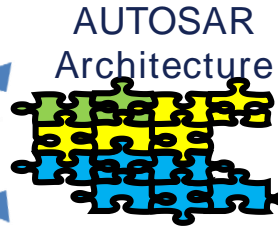
COE A



COE B

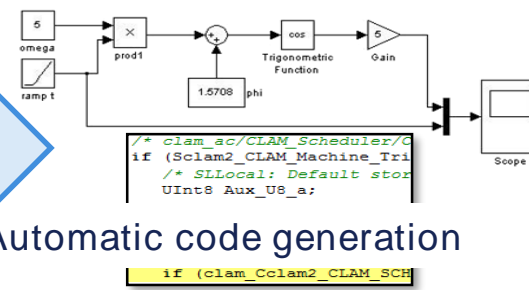


COE C




AUTOSAR  
Architecture

Model Based Design



Automatic code generation

Software build on  
production ECU

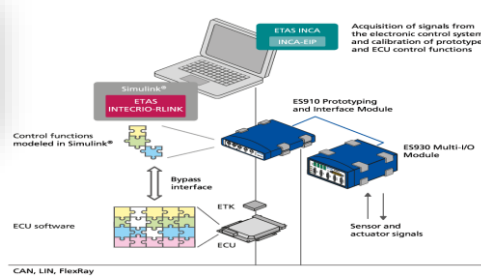


Virtual Verification  
Virtual calibration

Hardware-in-the-Loop verification



In-vehicle calibration and final  
validation



# Index

---

- FCA Global Powertrain Controls
- Development process overview
- **Definition of Software Architecture with AUTOSAR**
- Model-based design and auto-code generation
- Challenges in R2016a
- Conclusions and next steps

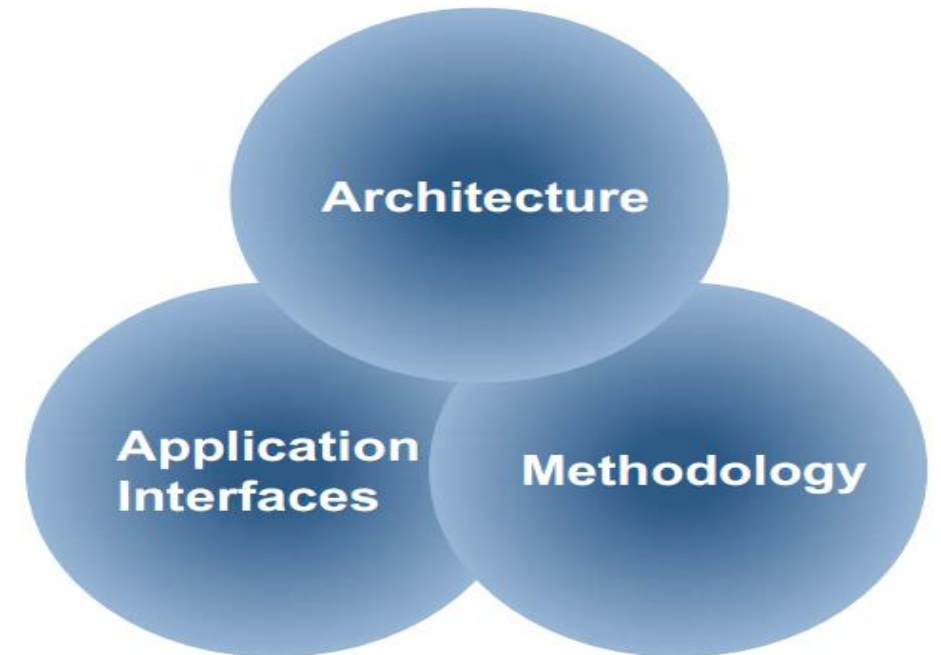
**AUTOSAR** (**AUT**omotive **O**pen **S**ystem **AR**chitecture) is an open and standardized automotive software architecture, jointly developed by automobile manufacturers, suppliers and tool developers.

## Key features

- **Exchangeability** and **Integration** of functions between car makers and ECU suppliers
- **Increased scope** of automatic code generation and configuration
- **Implementation** and **standardization** of SW architecture and basic functions
- Increased use of Commercial **Off-the-shelf** Hardware

**AUTOSAR** provides a common software infrastructure for automotive systems based on a

- **standardized architecture**
- **application interfaces**
- **defined methodology**



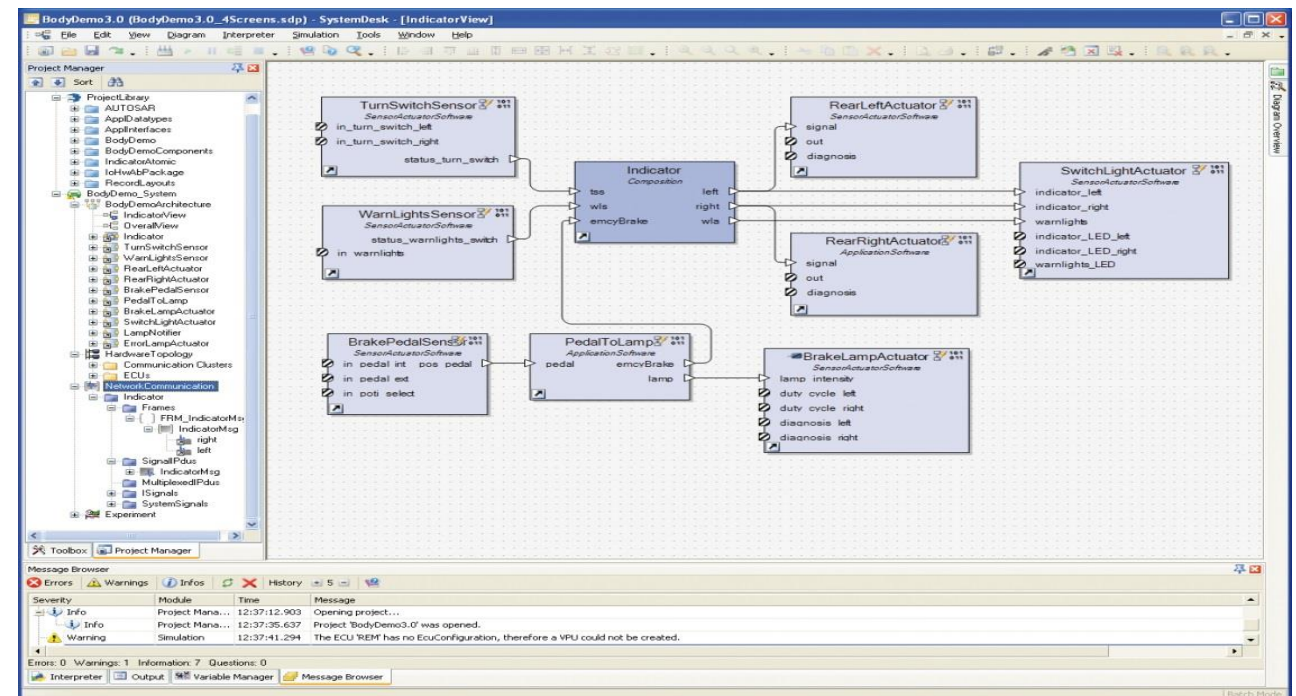


AUTOSAR requires a **complete, exact definition** of the entire SW Architecture, including :

- Hundreds of SW Components
- Thousands of ports and interfaces
- Hundreds of data types, ranges, scalings
- Complete interconnection of SW Components
- Configuration of Real-Time Operating System
- Configuration of the Basic SW

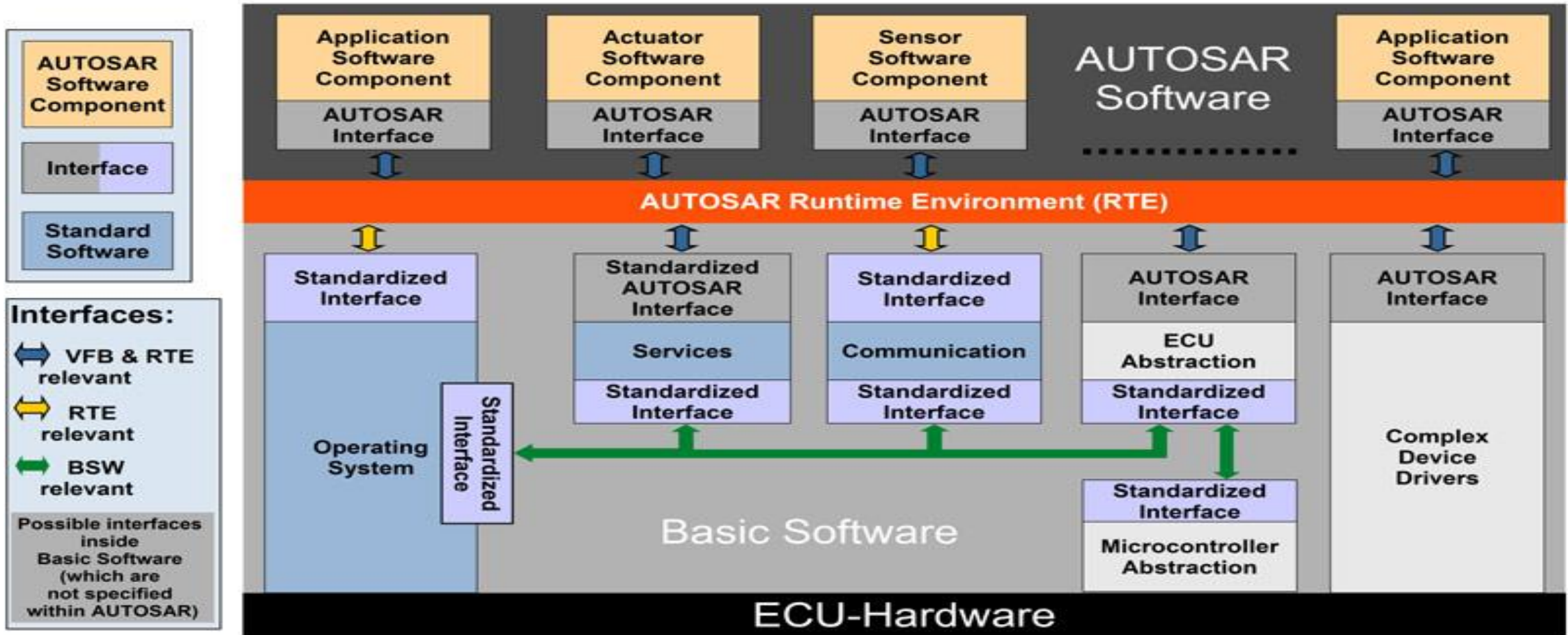
It's a **tool-driven approach** :

- Architecture Authoring Tools
- Configuration Tools
- Code Generation Tools



## Interfaces

Components and interfaces view (simplified)



**AUTOSAR** is a (complex!) methodology to **handle complexity**.

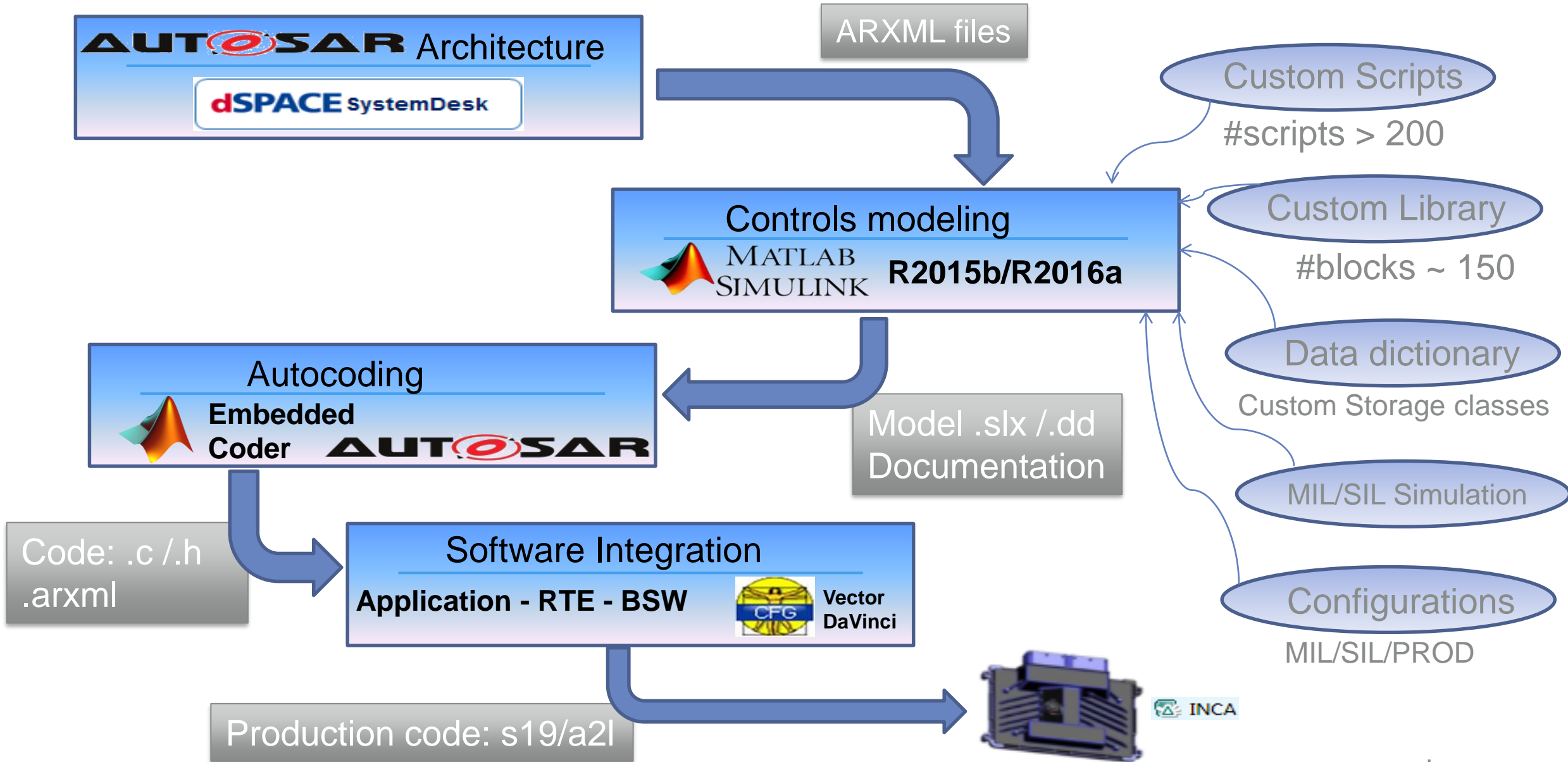
Some **advantages** for FCA PWT :

- It provides a formal language to design complex SW systems that can be **shared** and **understood across distributed teams** ( using the proper tools )
- It requires to define the SW architecture up-front ( top-down ), so that possible **integration problems** among components are **discovered and fixed early**
- It facilitates **reuse of SW components** across **different applications and different ECUs**
- It increases the **scope and amount of automatic code generation**, from Application components only to interconnection generation, operating system, communication and basic SW configuration
- It increases the **scope of simulation** from Application components only to almost the entire ECU SW → **Virtual Verification**

# Index

---

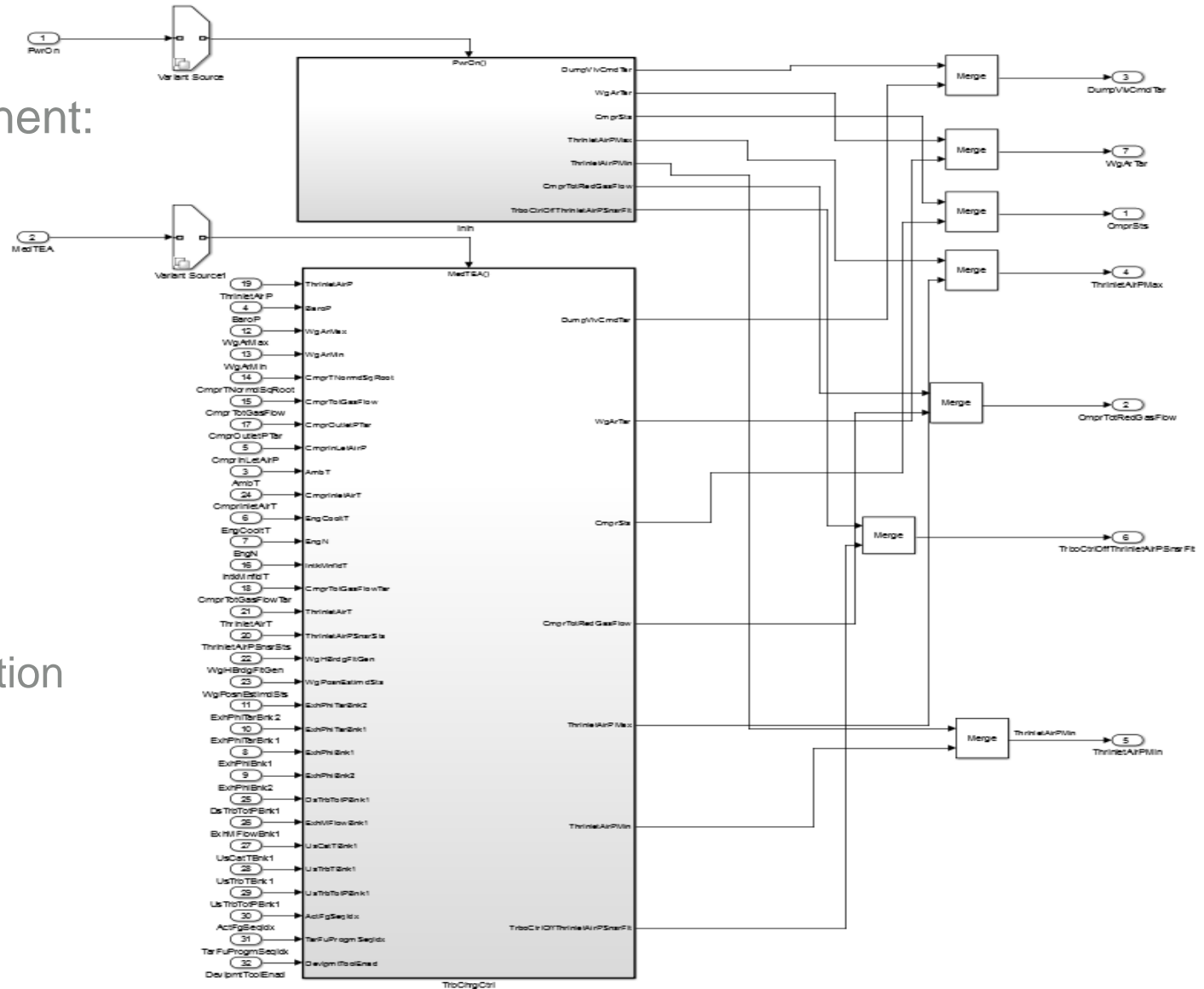
- FCA Global Powertrain Controls
- Development process overview
- Definition of Software Architecture with AUTOSAR
- **Model-based design and auto-code generation**
- Challenges in R2016a
- Conclusions and next steps



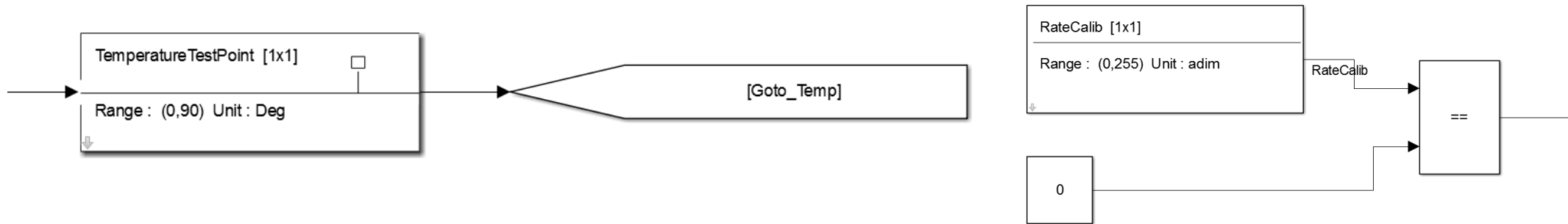
# Model-based design and auto-code generation

- AUTOSAR Software Component:

- Runnables
  - ▲ Event Triggers
- Sender / Receiver Ports
  - ▲ Inputs/Outputs
- Variant Management
- Client / Server communication



- Internal Behaviour ( Control logic )
  - Application of modeling rules



- Usage of FCA Custom Block Library and Simulink Data Dictionary
  - ▲ Test Point (linked to Data Dictionary)

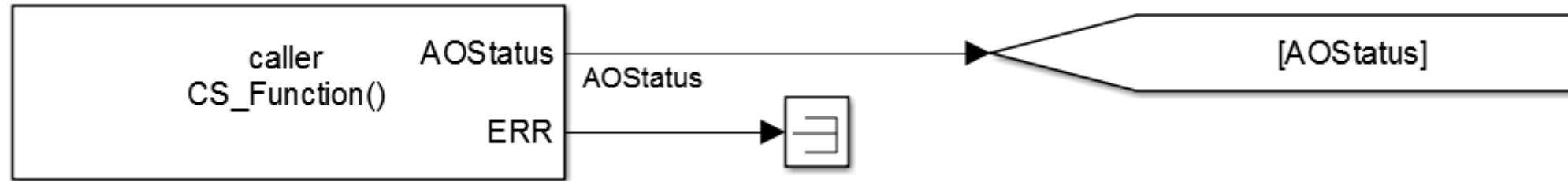
Name	Status	Value	DataType	Min	Max	Dimensions	Unit	StorageClass
TemperatureTestPoint	Mod		single	0	90	[1 1]	Deg	FCALocalSignal (Custom)

- ▲ Calibration (linked to Data Dictionary)

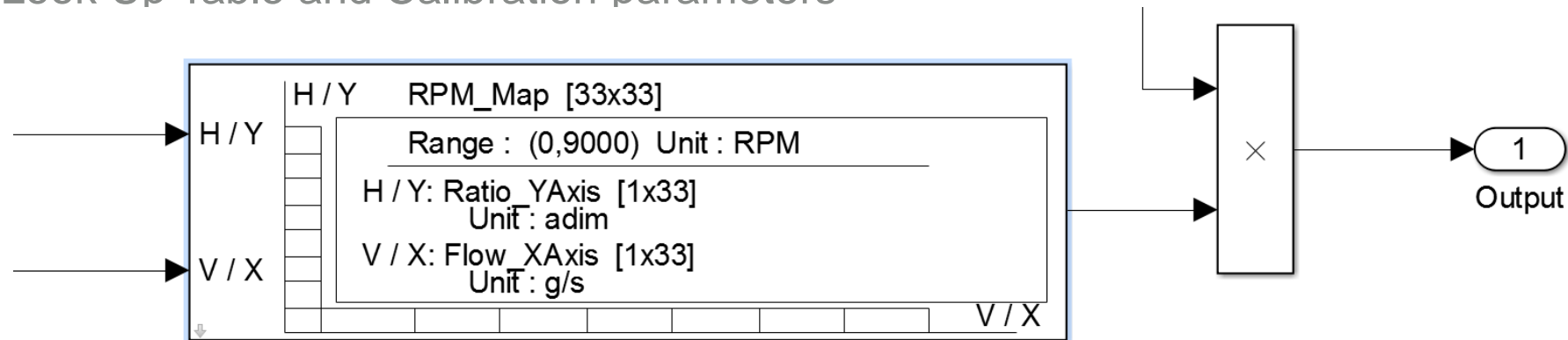
Name	Status	Value	DataType	Min	Max	Dimensions	Unit	StorageClass
RateCalib	Mod	8	single	0	255	[1 1]	adim	FCALocalParameter (Custom)

- Internal Behaviour ( Control logic )

- Access to AUTOSAR server function through «function caller» block



- Look Up Table and Calibration parameters

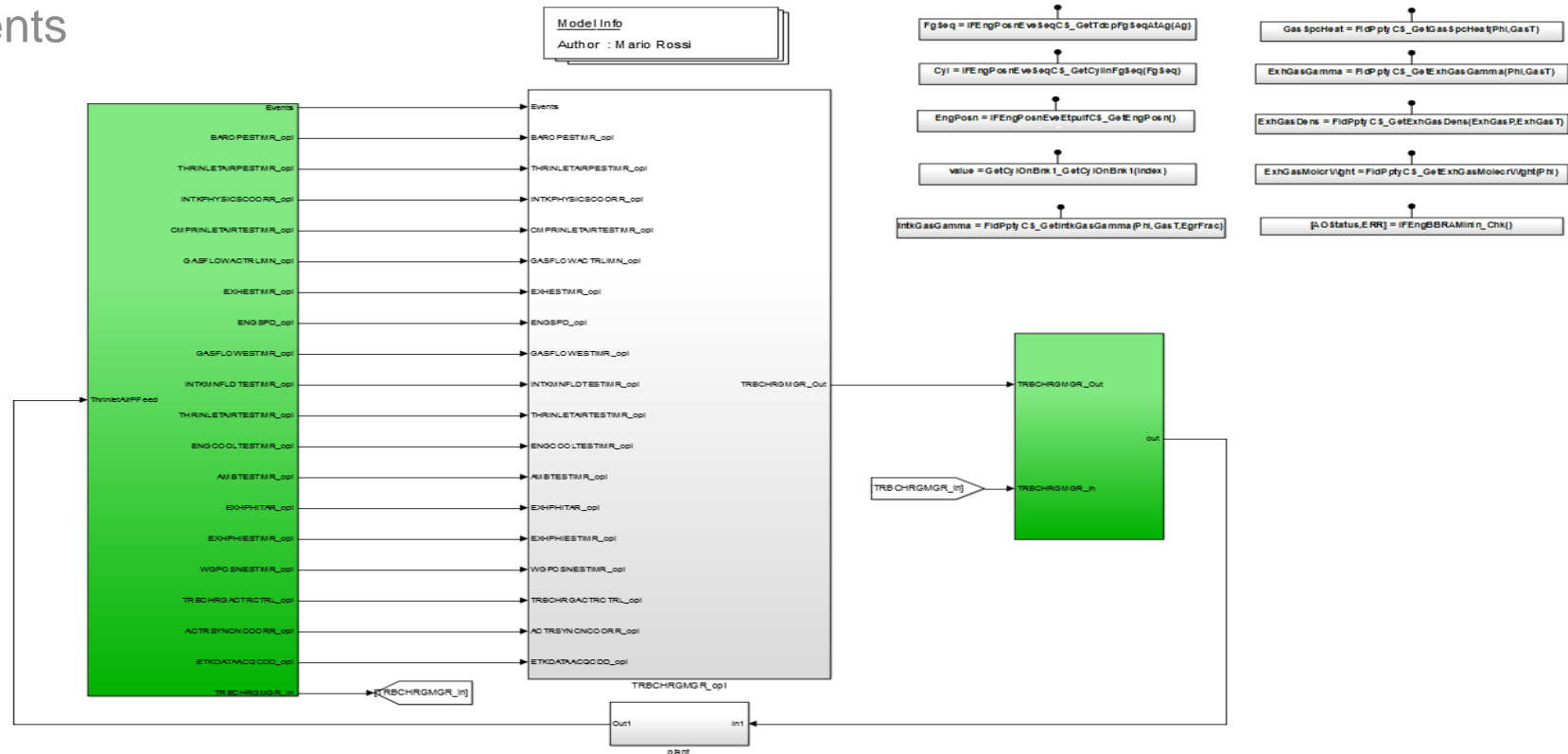




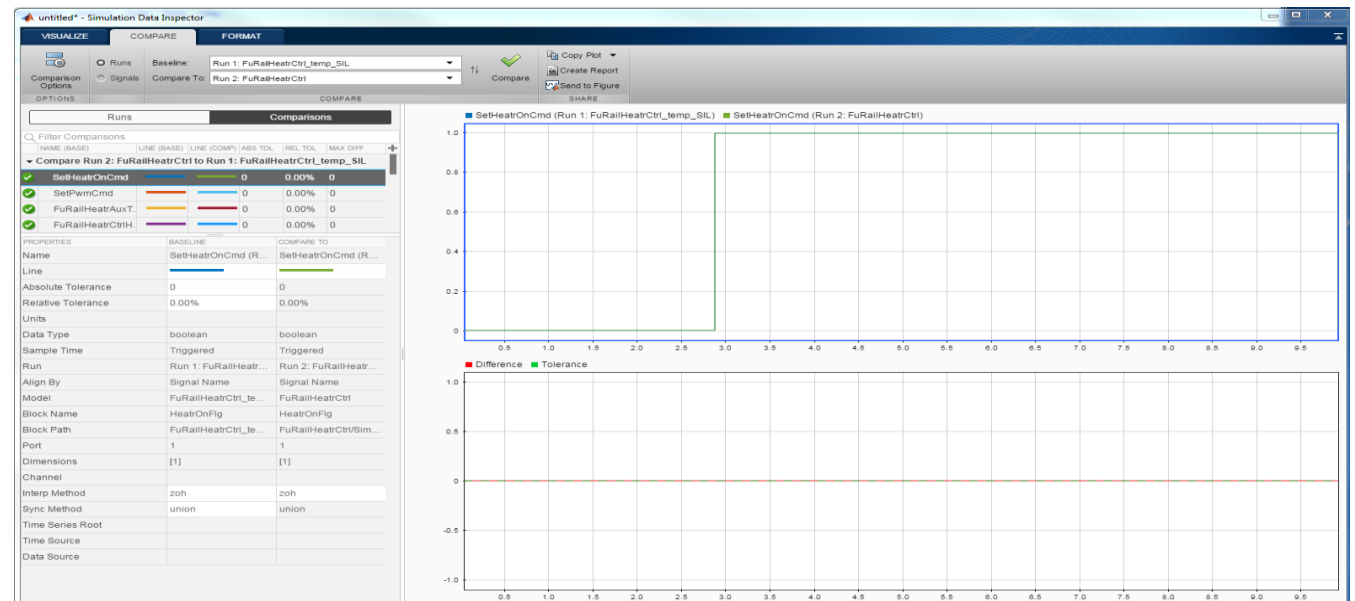
- An «Harness» Model is required to simulate the Control logics

The «harness» contains:

- Link to referenced model (Autosar Sw-Component)
- AUTOSAR Servers ( Simulink functions )
- Inputs and Events
- Outputs



- Model vs Code verification through simulation with Simulink Data Inspector
  - MIL vs SIL comparisons
  - Documentation report




- Model Coverage is computed to ensure the model has been extensively tested

## ■ Code Generation

- A specific model configuration is used
- Only for referenced model (AUTOSAR Sw-C)
- Floating point, ANSI C code
  - ▲ Only counters and boolean variables in fixed point
- Deliverables : Source code (.c / .h) + .arxml

## ■ Software Integration

- Application SW + BSW + RTE (automatically generated)



## ■ SW Configuration and Version management

- RTC (IBM) is used for workflow instantiation, change management and SW repository
- 200+ Sw-C's (Simulink models, generated code, test reports, documentation...)
- Basic Software (BSW)
- Custom tools and libraries

# Index

---

- FCA Global Powertrain Controls
- Development process overview
- Definition of Software Architecture with AUTOSAR
- Model-based design and auto-code generation
- **Challenges in R2016a**
- Conclusions and next steps

Given to the **complexity** and **number** of models, a close **collaboration** between FCA and MathWorks is necessary to tailor the tool-chain to specific FCA **requirements** and to address tool-chain **improvements**.

Some examples of **expected functionalities** not present in 2016a:

- logging internal signals in SIL;
- support to AUTOSAR Data Type Record across referenced models;
- mature support of AUTOSAR Variants;

A **weekly meeting** occurs to communicate issues and new requests from FCA to MathWorks:

- issues are reproduced and analyzed, **workarounds** or **patches** are provided in the AUTOSAR Support Package;
- new **requirements** are collected, submitted to Mathworks developers and released in the new MATLAB releases (2018a provides the above functionalities).

# Index

---

- FCA Global Powertrain Controls
- Development process overview
- Definition of Software Architecture with AUTOSAR
- Model-based design and auto-code generation
- Challenges in R2016a
- **Conclusions and next steps**

- FCA Global Powertrain has embraced **AUTOSAR** and **model-based design** to build the **foundation** of next generation Control Systems
- Adoption of AUTOSAR enables the design of **complex and re-usable** SW applications, developed by **geographically distributed** teams
- Model-based design enables the development of **high quality code**, AUTOSAR compliant, through graphical design, simulation and code generation
- FCA Global Powertrain is further leveraging the AUTOSAR tool-driven approach to building **Virtual ECU**'s for early verification and calibration of **entire ECU production SW** in a Desktop PC environment